

# Age-friendly Communities

October 2019

---

Dr. Nayyara Tabassum  
Evidence Officer

# ur aim

r vision is a society where everybody  
oys a good later life.

## want more people:

in fulfilling work

in good health

living in safe, accessible homes and

connected communities.



# Priority Goals

filling Work



Healthy Ageing



Connected Communities



Safe & Accessible Housing



# Network of Age-friendly Communities – 36

- Ards and North Down
- Banbury
- Barnsley
- Belfast
- Bolton
- Brighton and Hove
- Bristol
- Cheshire West
- Coventry
- Derry City and Strabane
- East Lindsey
- Greater Manchester
- Glasgow
- Isle of Wight
- Leeds
- Lisburn Castlereagh
- Liverpool
- London
- London Borough of Lewisham
- London Borough of Southwark
- Manchester
- Melksham**
- Middlesbrough
- Newry, Mourne and Down
- Newcastle upon Tyne
- North Yorkshire
- Nottingham
- Salford
- Sefton
- Sheffield
- Stockport
- Stoke-on-Trent
- Sunderland
- Torbay
- Trafford
- York



Associate members: Scottish Older People’s Assembly and Ageing Well in Wales

# Age-Friendly Communities – a holistic approach to ageing better

Age-friendly Communities:

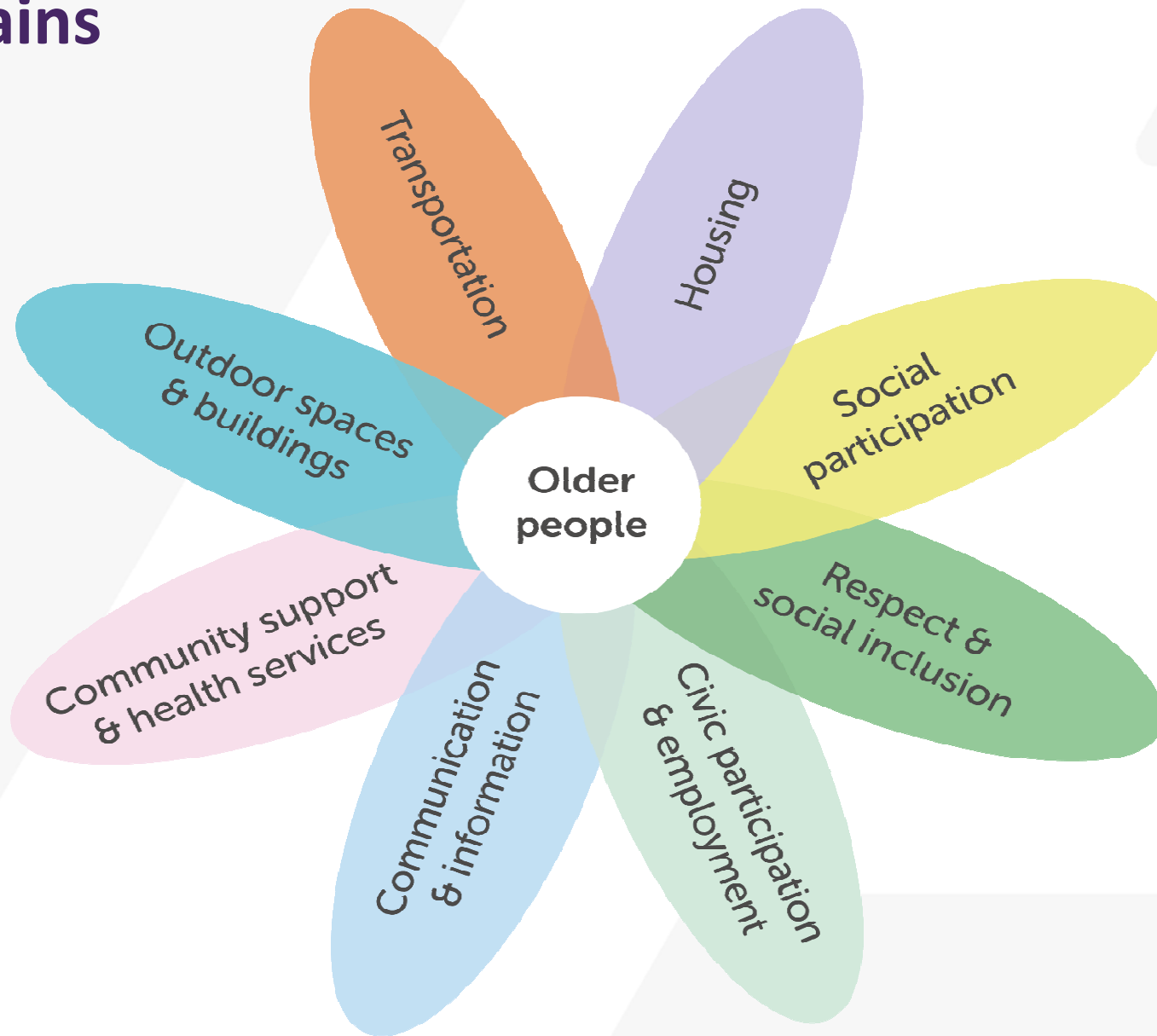
are places that foster healthy and active ageing

enable people to **stay in places of their choosing** as they age and to **continue to play an active role in their communities** for as long as possible

**minimise barriers** to participation as abilities decline



# The World Health Organisation's Age-Friendly Communities: The Eight Domains





# The State of Ageing in 2019

Adding life to our years



# Work and finances

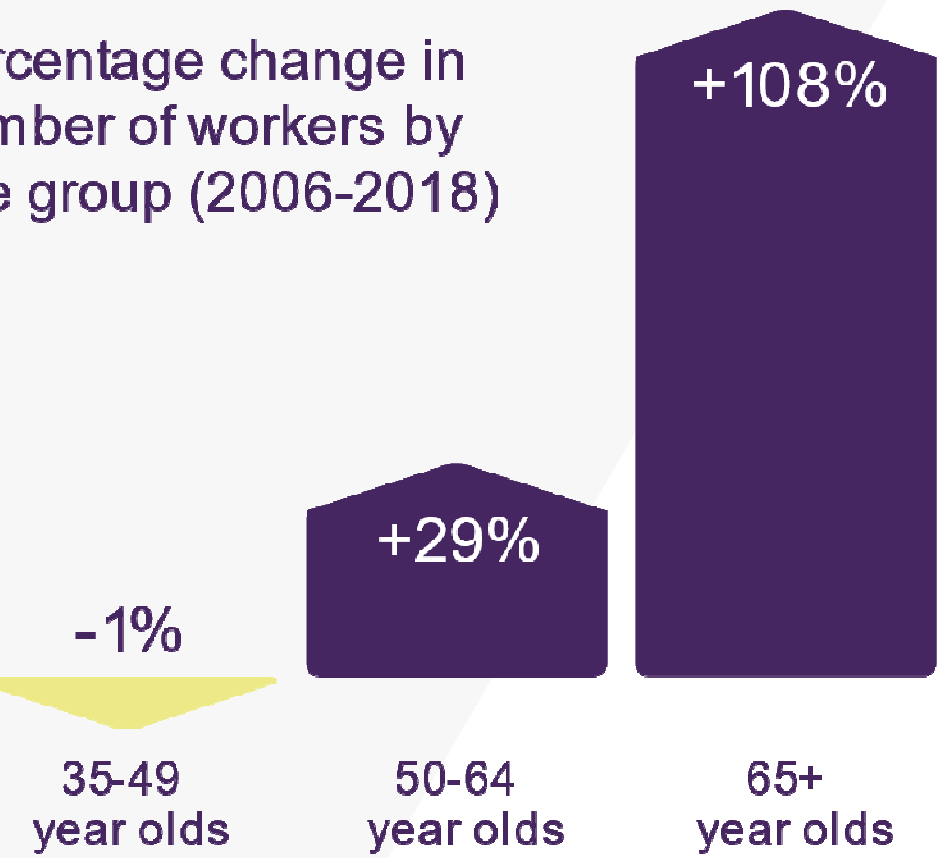
---



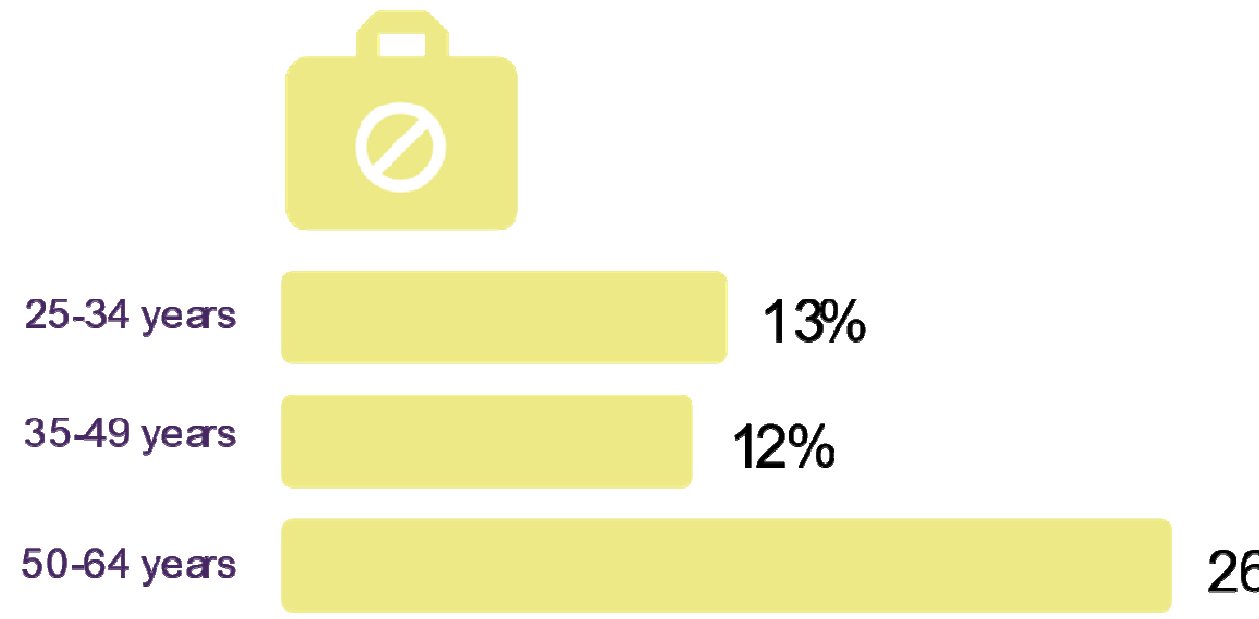


# While there has been an increase in the number of older workers in the labour market, one in four aged 50-64 are not in work

Percentage change in number of workers by age group (2006-2018)



Proportion of age group not in work



Source: Office of National Statistics, (2018), Labour market economic commentary: September 2018

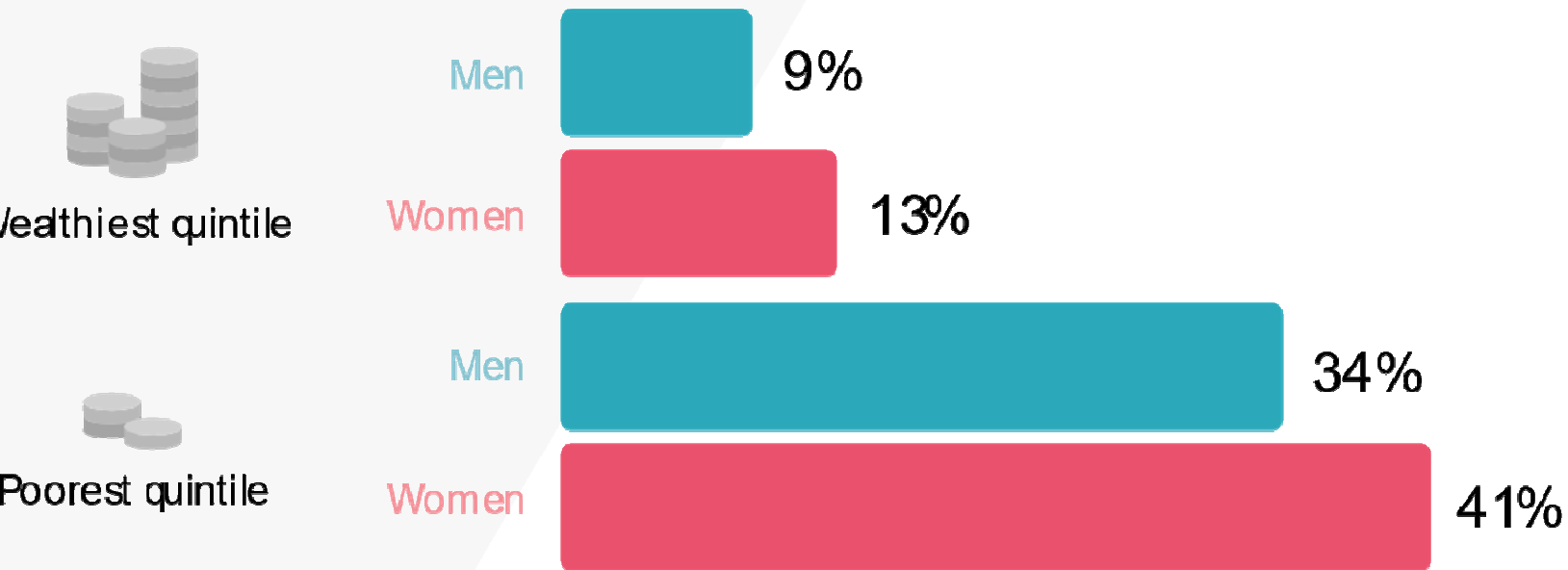
Source: Office of National Statistics, (2019), A01: Summary of labour market statistics, October-December 2018 based.

# Health

---



# Proportion of people aged 50 and over who experience difficulties performing at least one activity of daily living



Source: J. Abell and N. Amin-Smith et al (2018), The Dynamics of Ageing: Evidence from the English Longitudinal Study of Ageing, Wave 8: 2002-2016.

# Housing




**93%** of our current homes fail  
accessibility standards



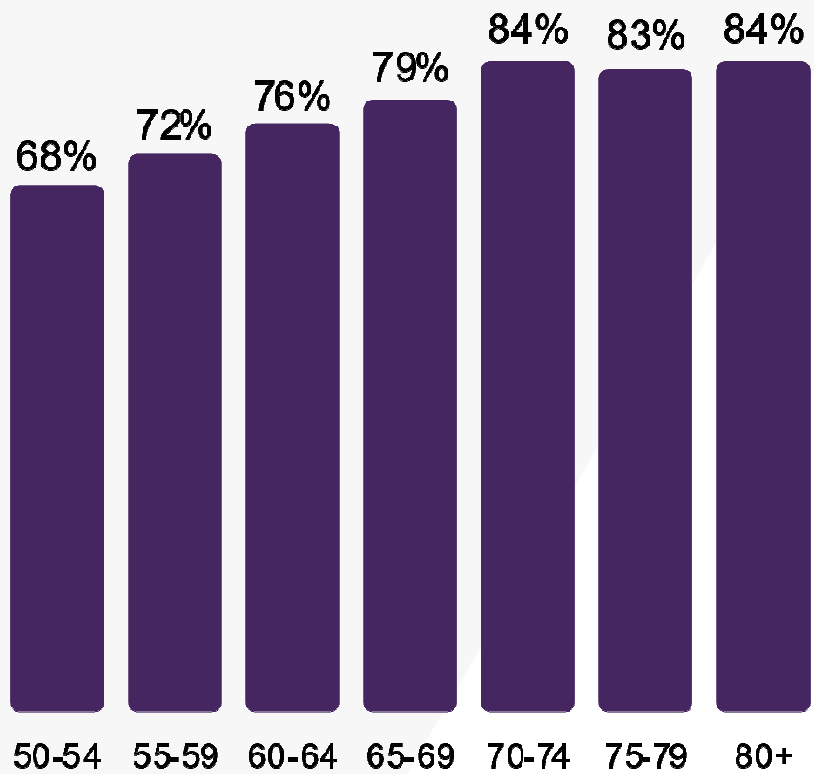
Source: Ministry of Housing, Communities & Local Government, (2016), English Housing Survey 2014 to 2015: adaptations and accessibility of homes report.

# Communities

---



# People who feel they belong to their neighbourhood



Source: Centre for Ageing Better Analysis, (2018), Understanding Society: The Household Longitudinal Study, Wave 6, 2014-16.





# Key Messages:

- **Community activities** promoting strength and balance inclusive of all ages and abilities
- Age friendly **employment support** approaches for over 50s
- Age friendly **planning and design** of our homes, high streets and town centres





**Thank you!**

**Dr. Nayyara Tabassum**

Nayyara.tabassum@ageing

better.org.uk

@NayyaraTabassum

---

Centre for Ageing Better

Angel Building, Level 1

407 St John Street, London, EC1V 4AB

020 3829 0111

[www.ageing-better.org.uk](http://www.ageing-better.org.uk)